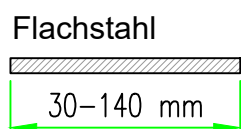
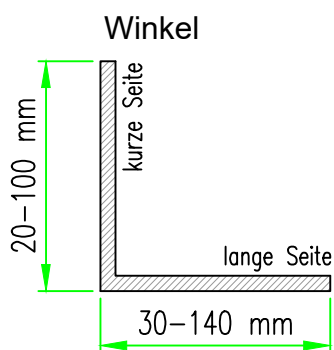
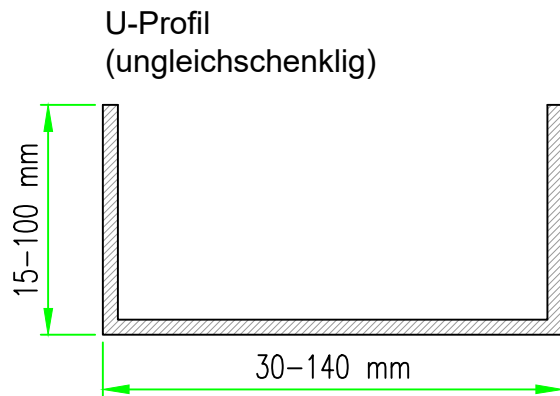
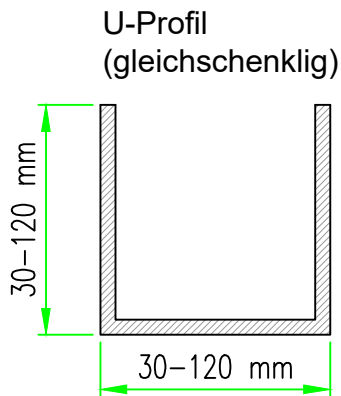
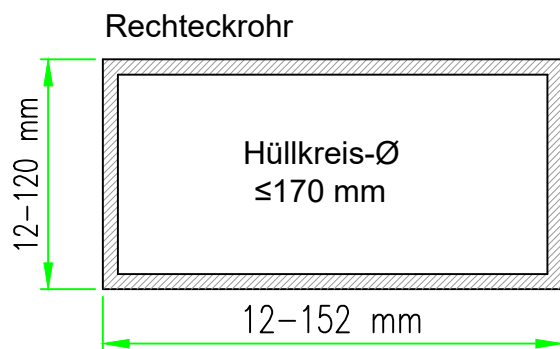
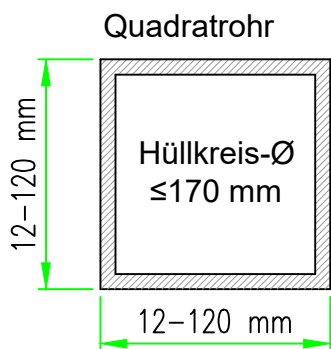
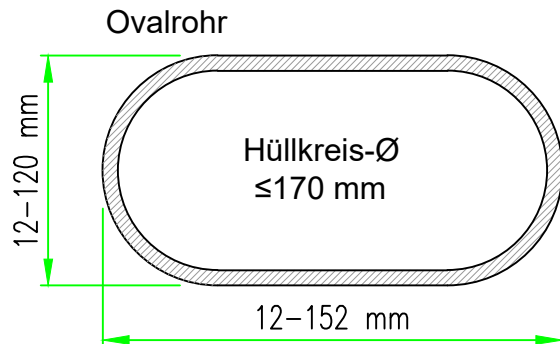
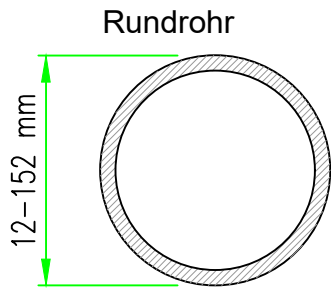


# Standard Profil-Abmessungen für die Rohrlaserbearbeitung.

Vorgaben u. Richtwerte des Maschinenherstellers.

Abweichende Maße? Sonderprofile? ...bitte Rückfragen!



## Materialstärken:

Stahl: bis 8,0 mm

Edelstahl: bis 5,0 mm

Alu: bis 4,0 mm

## Rohmateriallänge:

bis 6,5 m

## Fertigteillänge:

bis 4,5 m

ROHRLASER